

Hospital Plus Chamber Type Silencer: Expected Attenuation is 35 to 50 dBA

Use a model M62 for the highest degree of silencing in areas requiring "hospital plus grade" noise reductions. The M62 is presently the top-of-the-line reactive and absorptive silencer without resorting to multiple silencers in series or custom designed silencers.

Example: Suitable for use where background noise is extremely low, such as residential or hospital locations away from busy streets.

OVERVIEW

TYPICAL APPLICATIONS

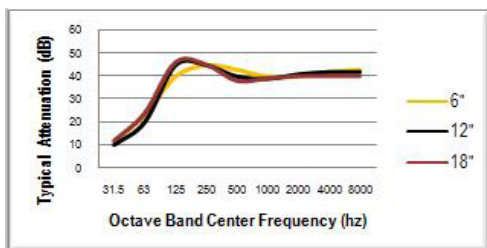
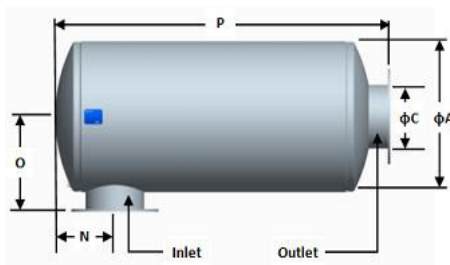
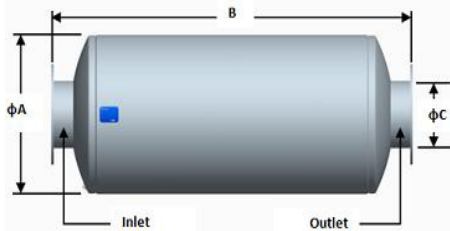
- Internal combustion engine intakes and exhausts
- Blower intakes and discharges
- Vacuum pump discharges

FEATURES

- Advanced acoustical design
- Heavy duty, all welded construction and long service life
- Easily installed in any position
- High heat silicone black finish
- Sizes 1" to 3 1/2" have MNPT connections
- Sizes 1" through 6" are two chambered
- Sizes 8" and larger have three chambers
- Drain connections

OPTIONAL ACCESSORIES

- Explosion relief cover
- Flexible connectors
- Companion flanges
- Cleanout openings
- Side inlet
- Dual inlets
- Side outlet
- Horizontal or vertical support arrangements
- Special paint
- Stainless steel construction: 304, 316 & 321
- Complete range of exhaust accessories



Size	A	B	C	N		O	P	Est Wt.
				Min	Max			
1 1/2"	9	36	1 1/2	3 1/2	14	7 1/2	33	60
2"	10	40	2	4 1/2	16	8	37	68
2 1/2"	12	46	2 1/2	5 1/2	20	9	43	98
3	14	50	3	6	21	10	47	126
3 1/2"	16	54	3 1/2	7	23	11	51	154
4"	18	62	4	7	26	13	58	191
5"	22	74	5	9	32	15	70	271
6"	26	85	6	11	38	17	81	376
8"	30	103	8	12	26	19	99	548
10"	36	118	10	14	32	22	114	844
12"	36	130	12	14	36	22	126	870
14"	40	145	14	17	37	25	140	1359
16"	45	156	16	19	39	27 1/2	151	1543
18"	50	171	18	21	44	30	166	2417
20"	54	185	20	212	48	32	180	2818
22"	60	199	22	24	51	35	194	3590
24"	64	212	24	26	54	37	207	3916
26"	68	235	26	27	60	39	230	4770
28"	72	268	28	29	71	41	263	5390
30"	78	278	30	32	73	44	273	7679

Note: Dimensions are in inches, weights are in pounds